



Ohio Statewide

**Family Engagement Center**

Professional Learning — at The Ohio State University

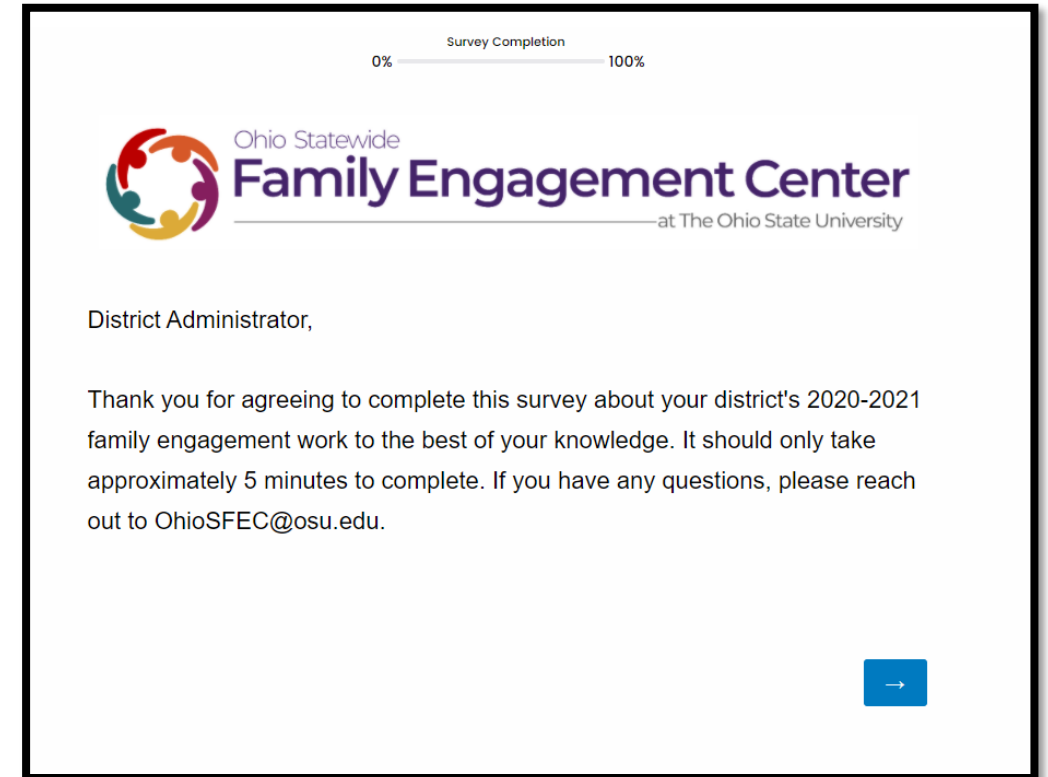


# Family Engagement Infrastructure in Ohio

2019-2021 District Leader Survey Results & Trends

# Survey Method

- Survey administered in Springtime each year via email link to Qualtrics Survey
- Sample: 323 Ohio Districts receiving Moderate and Intensive Supports from the Ohio Department of Education
  - 53% of all Ohio Districts
- 15 question survey asking Ohio district leaders about supports they have in place for family engagement at the school and district levels:
  - Staff FTE
  - Training provided by the District
  - Written plans

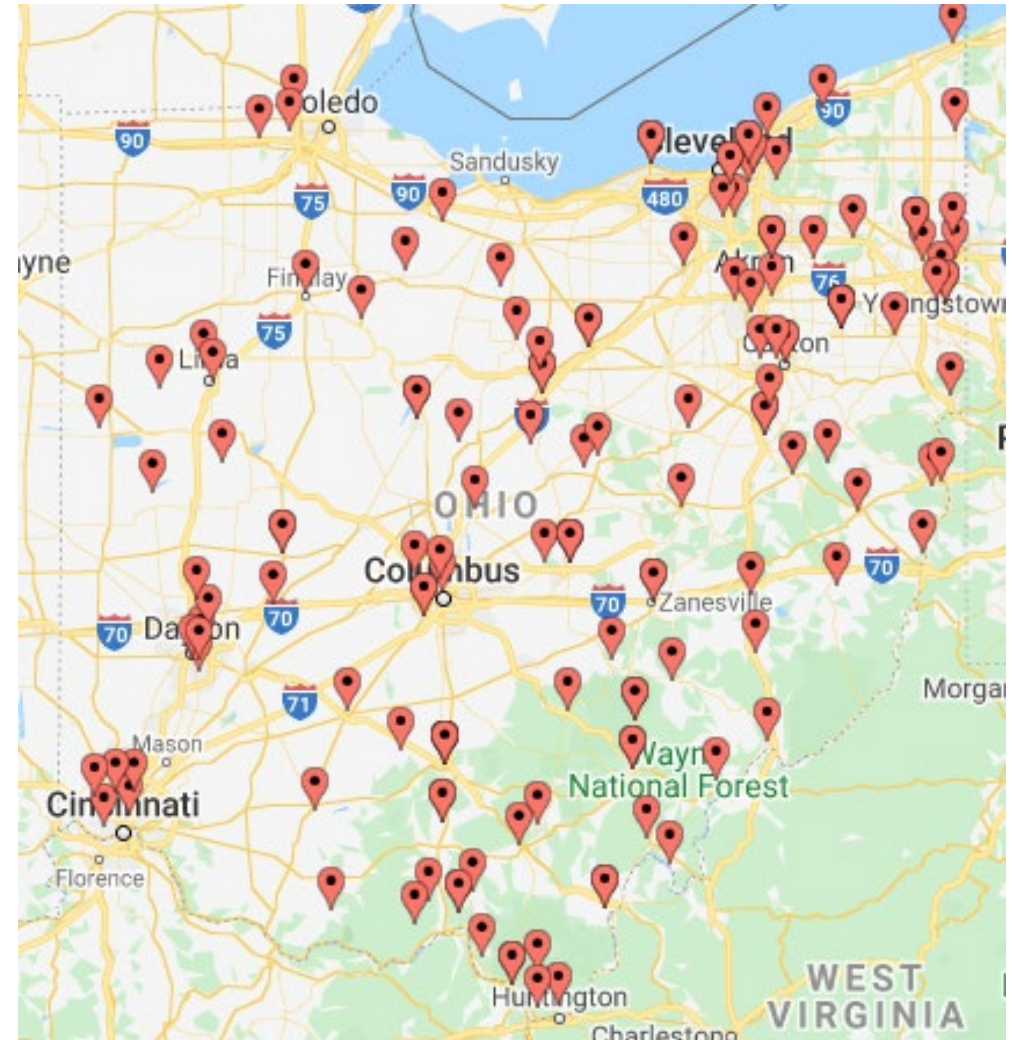


# Participants

- 258/323 districts responded at least once during the 3 years (80% of sample)
- 64 districts responded all 3 years

# Response by Year

2019	2020	2021
179	154	150
55%	48%	46%



Map includes 2021 participants



# Participants (Detail)

- 172 Superintendents/Assistant Superintendents
- 54 Director-level district staff
- 10 District Family and Community Engagement Coordinators
- 8 School Principals
- 6 Special Education Coordinators
- 8 Others (Administrators, Literacy Coach, Mental Health Coordinator)

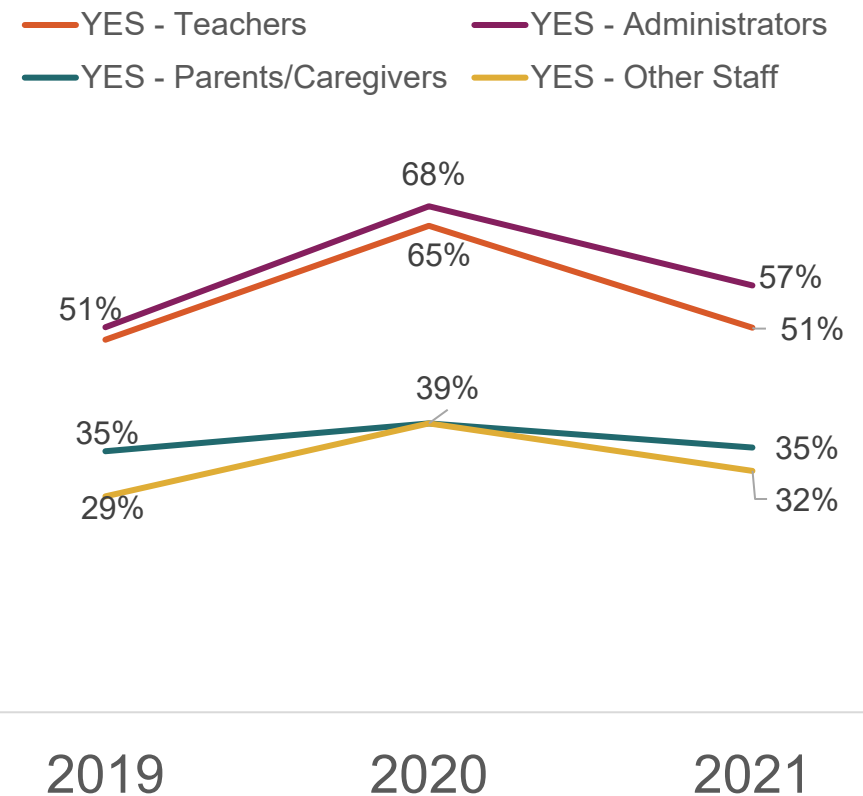
# Results

## Unmatched Sample, 3 years of data



# Does your district currently provide trainings on family engagement?

- Over half of districts provide training for their teaching staff on engaging with families.
- Across all 3 years, a larger % of districts provided family engagement training for teachers and administrators (51-68%) than for families (35-39%) or other staff (29-32%).
- More districts provided training on family engagement for all groups in 2020. Likely due to a need to communicate differently with families, provide more virtual options during beginning of COVID-19 pandemic.



# Impact of COVID on Family Engagement in District Leaders' Words

"We offered online options and Zoom. We are going back to full face to face instruction but will continue to use Zoom as an option to communicate."

"We did get more involved with Google Classroom and with live-streaming events. We may continue to live stream events, provided the regulations allow us to do so. We definitely plan to continue with Google Classroom."

# Impact of COVID on Family Engagement in Participants' Words

"Implemented the use of an LMS in order to have a consistent communication method K-12. We also hired a Parent Liaison to help reach out to parents and address concerns especially for our EL population. We plan on keeping both of these practices."

"1. Provided wireless access points and wireless internet to families. We plan to continue this in the 21-22 school year.

2. Increased communication with parents about changes through weekly emails and phone messages."





# Impact of COVID on Family Engagement in Participants' Words

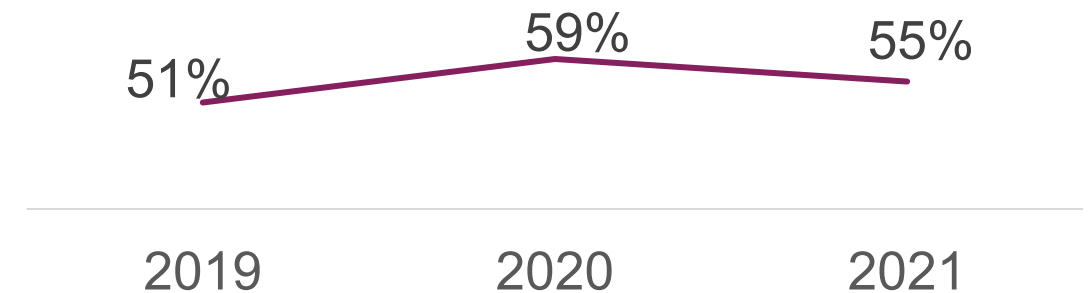
"We have a much stronger system of communicating with everyone through devices. We now have a device for every student to take home and parents can easily access information on their phones. We have found most all parents have a phone. We will keep these practices going."

"We increased social-emotional support through therapeutic counseling and increased access to weekend meals. We intend to continue both practices."



# Does your district currently have a districtwide family engagement plan?

- Approximately half of districts have a family engagement plan. Room for improvement in this area!
- Slight upward trend



# Top 3 Training Requests

Our schools could benefit from trainings for our staff on family engagement related to...

## 2019

1. Mental health/trauma
2. Academics (Math, Literacy, etc)
3. Communication with families

## 2020

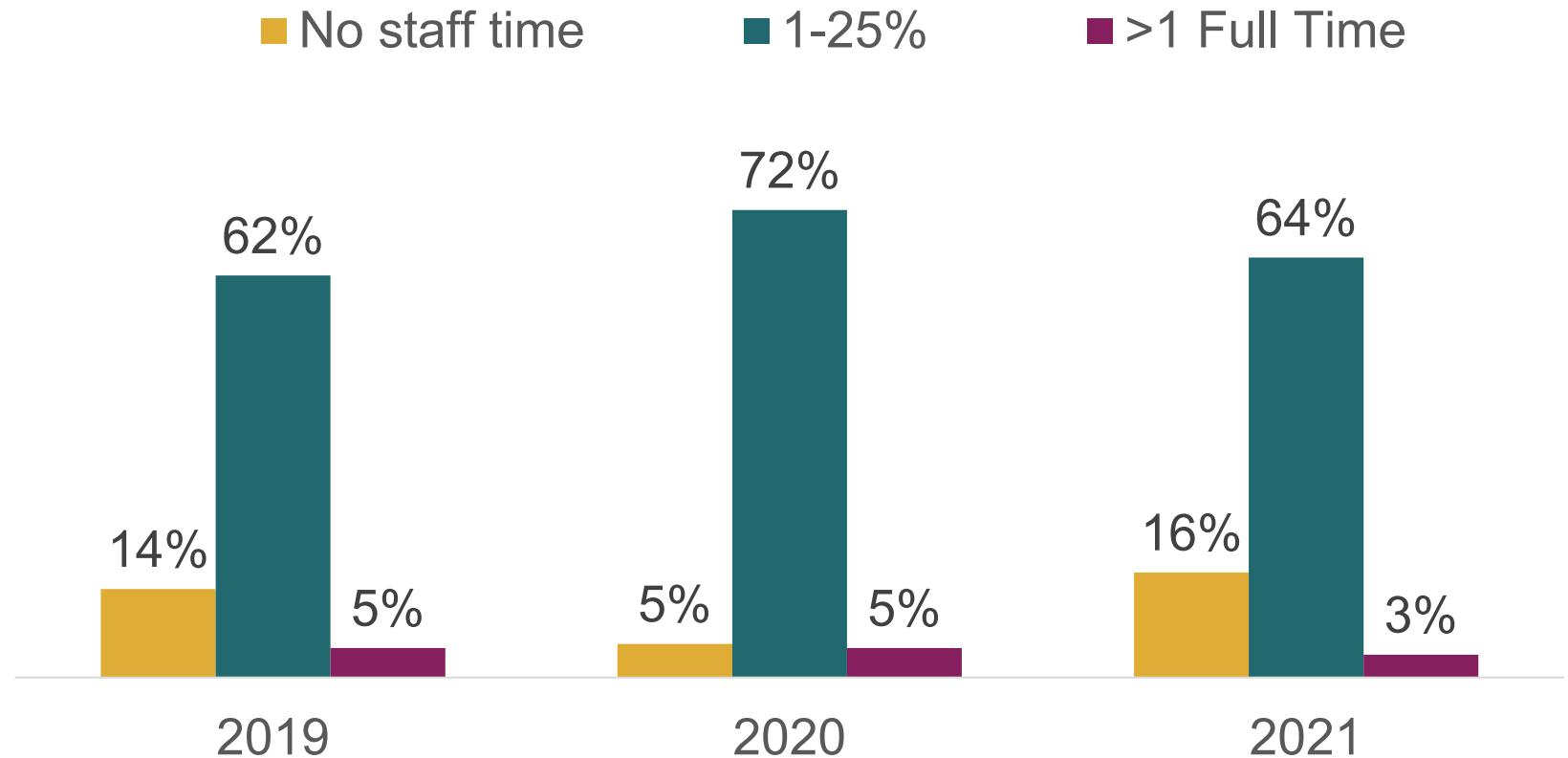
1. Remote learning
2. Mental health/trauma
3. Early literacy

## 2021

1. Mental health/trauma
2. Early literacy
3. Basics for educators

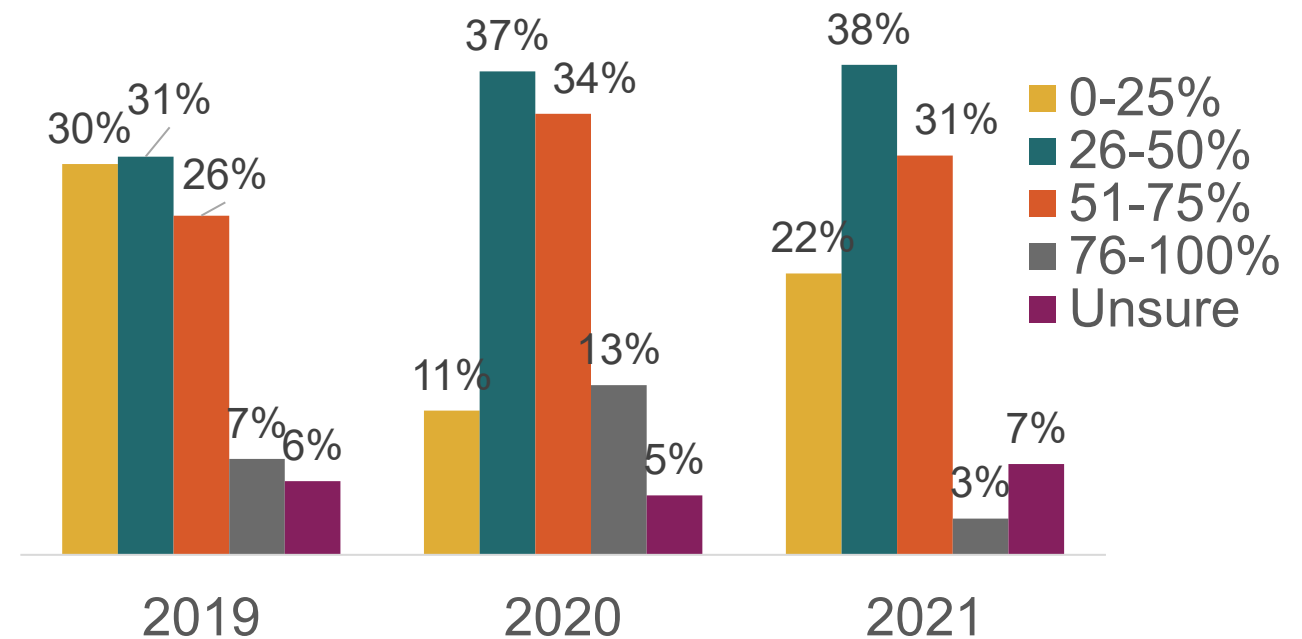
# How much staff time (Percent FTE) is dedicated to overseeing family engagement efforts in your district?

- Most (75-80%) have between 0-25% FTE.
- It is rare for Ohio districts to have even a half-time person dedicated to family engagement. Only ~5% of districts have 51-100% FTE.
- Yet, 3-5% have more than 1 FTE allocated to family engagement.



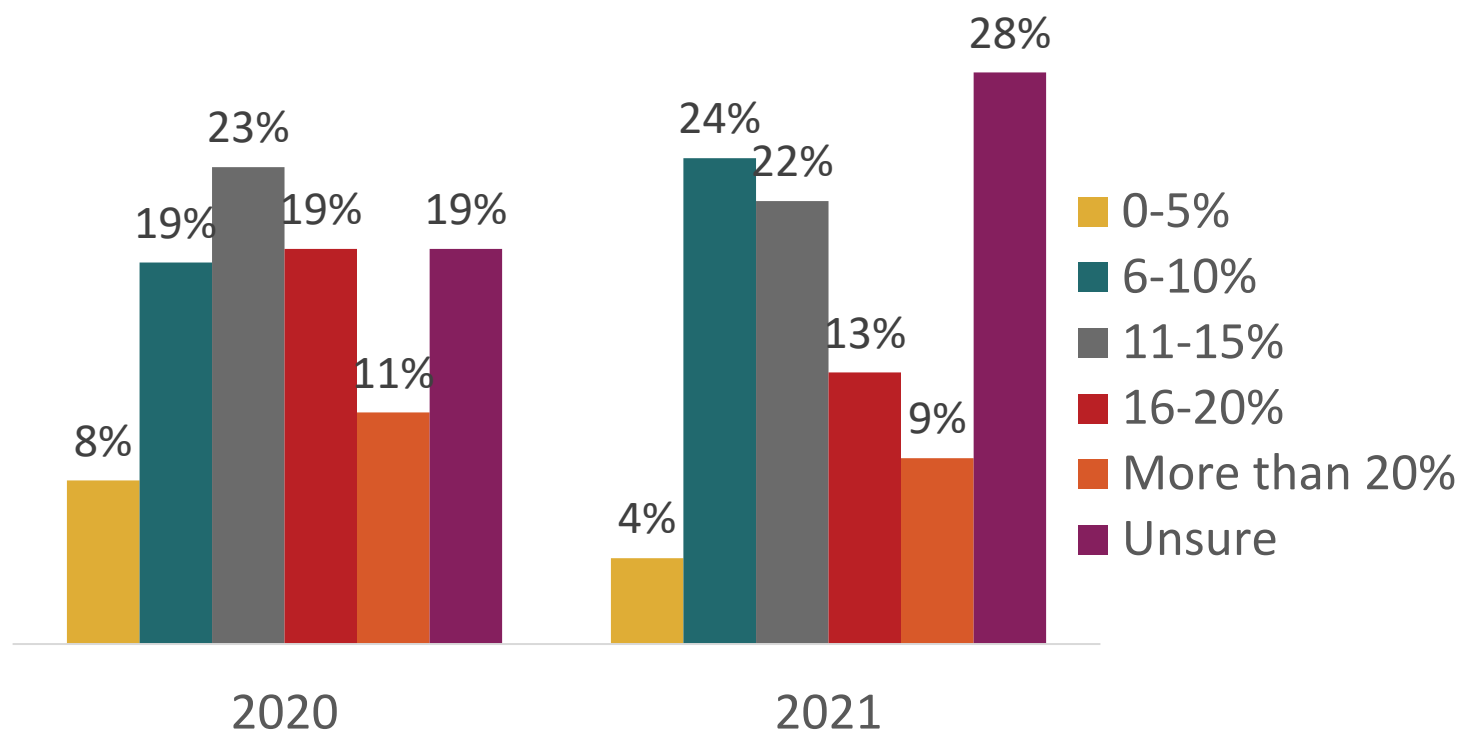
# What percentage of families in your district do you think your district is currently successfully partnering with to support their child or children's education?

- It is rare for district leaders to feel sure that they are successfully partnering with 76-100% of families (3-13%)
- About one third of districts report only successfully partnering with 0-25% of families. During beginning of COVID (Spring 2020), district leaders reported partnering successfully with a higher % of families.
- About one third of districts report successfully partnering with 26-50% of families.



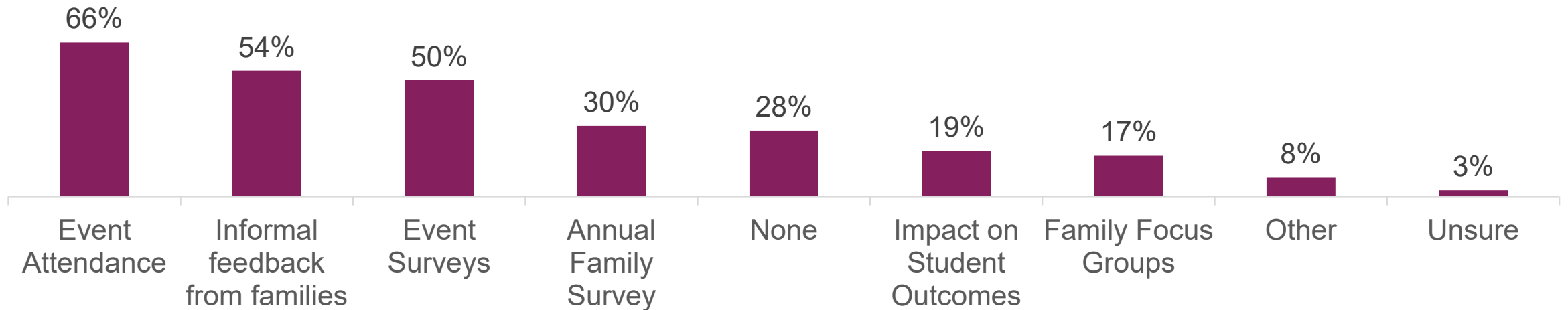
# Approximately what percentage of children in your district are being raised by their grandparents?

- Districts are varied in the % of students being raised by grandparents around the state.
- District leaders perceived that more children were being raised by grandparents in 2021 vs. 2020 (fewer said 0-5%).
- More district leaders were unsure of how many children in their district were being raised by grandparents in 2021 vs 2020 (28% vs 19%).



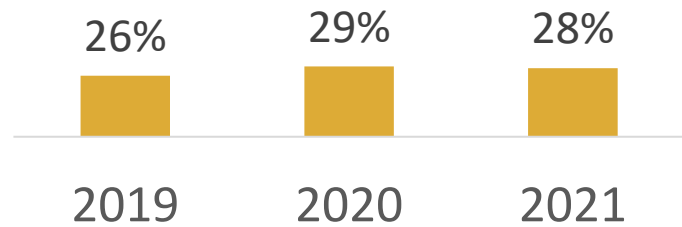
# How does your district evaluate the impact of your family engagement efforts? (2021 Data)

- Over half of districts use event attendance/surveys or informal feedback from families to evaluate the impact of their family engagement efforts.
- These methods tend to further privilege families who have the means to attend events (two parent homes, only one child to care for, fluent in English, reliable transportation, good relationship with the school).



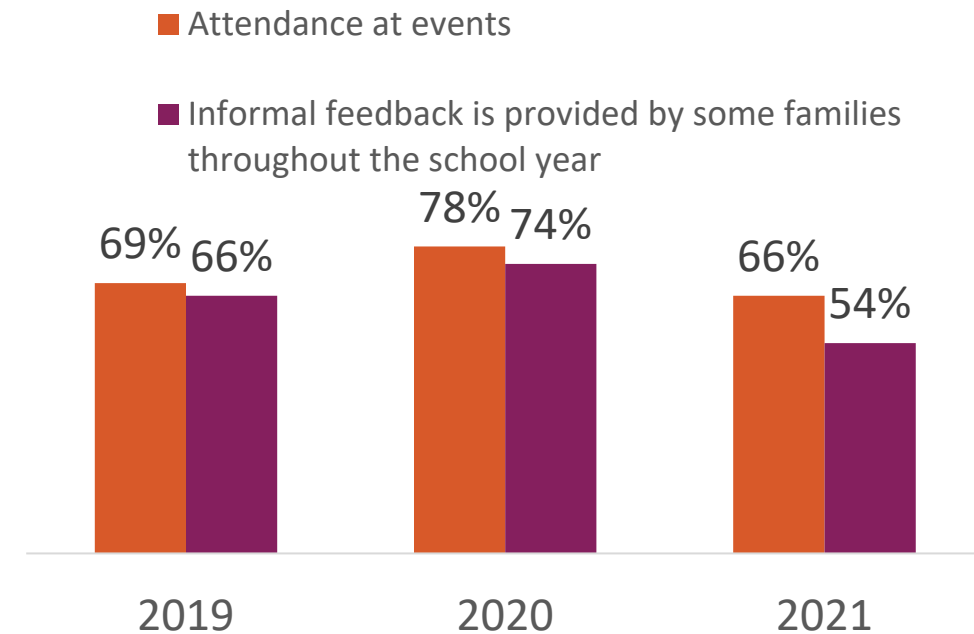
# How does your district evaluate the impact of your family engagement efforts? (3 year trends)

## No Evaluation



- Over ¼ of districts are not evaluating the impact of their family engagement efforts.

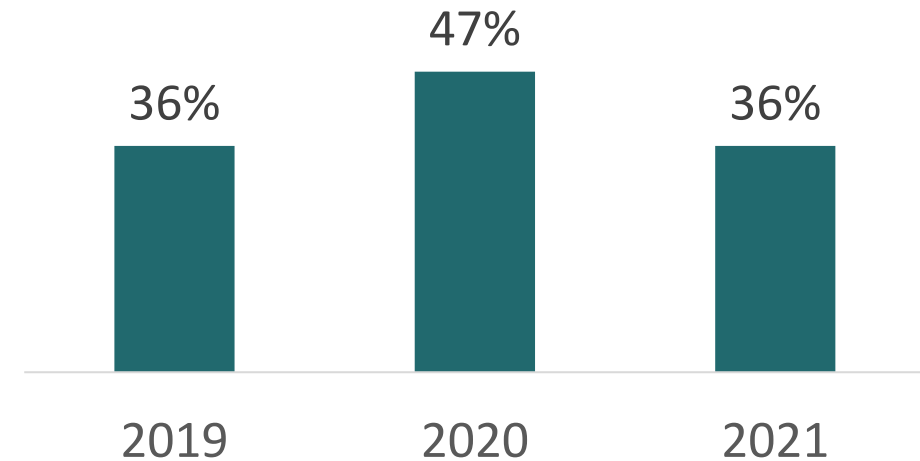
## Most Common Evaluation Methods





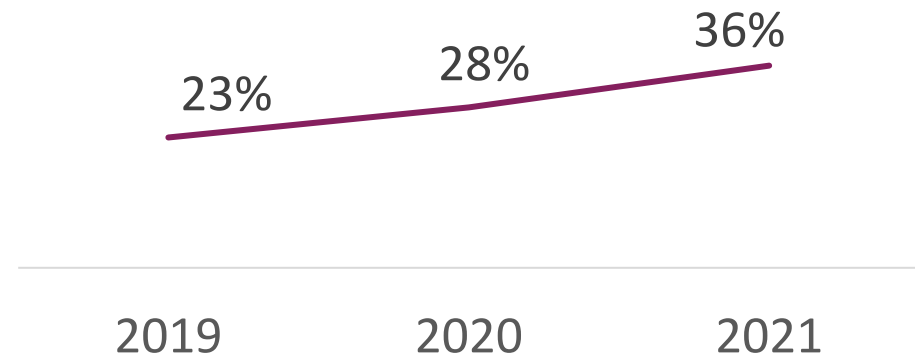
# Are schools in your district required to develop a family engagement plan (or family engagement strategies within the larger school plan)?

- Just over 1/3 of districts require their schools to have plans for family engagement
- Similar to other items, in 2020 more districts required their schools to have plans for family engagement compared to 2019 and 2021.



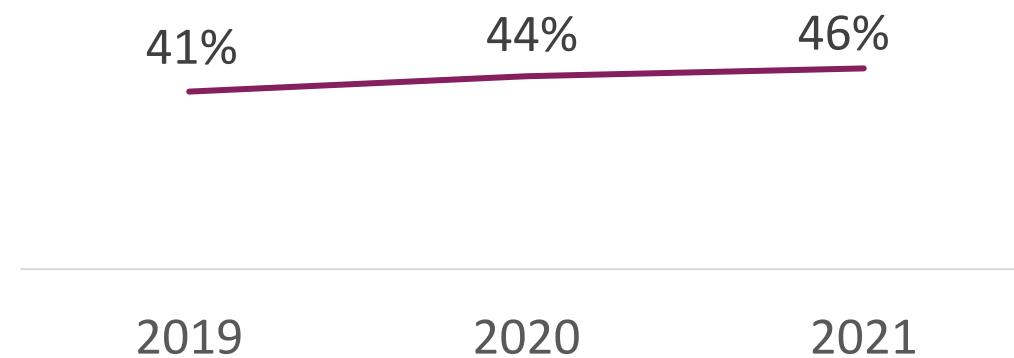
# Do schools in your district have a family engagement specialist on staff (such as a family liaison, family engagement coordinator, etc)?

- About 1/3 of districts have a family engagement specialist on staff
- Consistent upward trend, unlike other items



# Are schools in your district required to have a team including family representatives that helps with school planning?

- Almost half of districts require schools to have a team that includes family representatives to help with school planning
- Slight upward trend



# How interested would your district be in receiving training and coaching support to implement the National Network of Partnerships Schools model as a new improvement strategy for schools in your district?

- Our team is supporting 3 cohorts of ~16 districts (2 schools per district) between 2020-2023
- This trend shows that we are meeting our goal of providing training and coaching in this model.
- Room to grow! In 2021, another 58% of the survey respondents indicated that they were “very” or “somewhat” interested in receiving this training and coaching.

■ Already Implementing/Planning to Implement

