



National Network of Partnership Schools: Ohio

District Leader Training
April 19 and April 21, 2021



THE OHIO STATE UNIVERSITY

CENTER ON EDUCATION AND
TRAINING FOR EMPLOYMENT

Getting Started

- Please rename yourself with your name and district or State Support Team
- Use the Chat for questions.
- Please mute your mic and turn off your video.
- This session will be recorded and made available to you after today.



Barbara Boone, Ph.D.

Director, Ohio Statewide Family Engagement Center



THE OHIO STATE UNIVERSITY

CENTER ON EDUCATION AND
TRAINING FOR EMPLOYMENT



Welcome!

Discovery Academy & Summit Academy,
Toledo

Toledo Public Schools

Wellington Exempted Village Schools

Shaker Heights City Schools

Fairport Harbor Exempted Village Schools

Leetonia Exempted Village Schools

Ashland City Schools

Columbus City Schools

Windham Schools

Sandy Valley Local Schools

Piqua City Schools

Licking Heights Local Schools

Union Local Schools

Clermont Northeastern Schools

Ohio Valley Schools, Adams Co.

South Point Local Schools

Southern Local Schools

We are...

- A national leader in the field of family, school, and community engagement.
- Located at the Center on Education and Training for Employment, a translational research center within the College of Education and Human Ecology.
- Our goal is to bring research to action by providing schools, families, and community partners with the tools they need to work together so all children have success in learning and life.



THE OHIO STATE UNIVERSITY

CENTER ON EDUCATION AND
TRAINING FOR EMPLOYMENT



A dramatic photograph of a Space Shuttle Columbia launching from the launch pad. The shuttle is ascending vertically, leaving a massive, bright white and yellow plume of fire and smoke behind it. The launch pad structure is visible on the left, and the sky is dark with some clouds. The text "This is what we are aiming for." is overlaid in white, sans-serif font across the center of the image.

This is what we are aiming for.



Opportunity for All

We are committed to making sure every child and family has opportunity, no matter who they are or where they live.



Agenda

1. Welcome and Get Ready
2. District Leaders Workshop On School, Family, And Community Partnerships ,
Dr. Joyce Epstein
3. Next steps for your district and schools,
Dr. Barbara Boone
4. Q&A



[Ohiofamiliesengage.osu.edu](https://ohiofamiliesengage.osu.edu)

A website for you!

The screenshot displays the homepage of the Ohio Statewide Family Engagement Center at The Ohio State University. The header features the organization's logo, which consists of four stylized human figures in red, orange, yellow, and purple forming a circle. To the right of the logo, the text reads "Ohio Statewide Family Engagement Center" in a large, bold, purple font, with "at The Ohio State University" in a smaller, grey font below it. A navigation bar below the header contains links: "Home", "For Families", "For Schools", "What is Family Engagement?", "Professional Learning", "Our Networks", and "About Us", each followed by a dropdown arrow. A search icon is located on the far right of the navigation bar. The main content area is divided into two columns. The left column features a video player with a play button and a "Watch later" button. Below the video player is a "Watch on YouTube" button. The right column contains text about the center's mission and a list of networks. The text on the right reads: "The Ohio Statewide Family Engagement Center at The Ohio State University is a leader in the field of family engagement. We are looking for [Family Engagement Leaders of Ohio](#), a translational research center within the [College of Education and Human Ecology](#). Our goal is to bring research and community partners together so all children have success." The list of networks includes: "State Advisory Council", "Family Engagement Leaders of Ohio", "CARES ESC Family and Community Partnership", "FCE Network", "Ohio NNPS Network", and "Partnerships for Literacy". The footer of the website shows the URL "https://ohiofamiliesengage.osu.edu/ohio-nnps-network/" and a language selector set to "English".

Ohio Statewide
Family Engagement Center
— at The Ohio State University

Home For Families ▾ For Schools ▾ What is Family Engagement? Professional Learning ▾ Our Networks ▾ About Us ▾ 🔍

Welcome to The Ohio Statewide Family Engagem... Watch later Share

Ohio Statewide
Family Engagement Center
— at The Ohio State University

THE OHIO STATE UNIVERSITY
CENTER ON EDUCATION AND
TRAINING FOR EMPLOYMENT

Watch on YouTube

The Ohio Statewide Family Engagement Center at The Ohio State University is a leader in the field of family engagement. We are looking for [Family Engagement Leaders of Ohio](#), a translational research center within the [College of Education and Human Ecology](#). Our goal is to bring research and community partners together so all children have success.

State Advisory Council
Family Engagement Leaders of Ohio
CARES ESC Family and Community Partnership
FCE Network
Ohio NNPS Network
Partnerships for Literacy

<https://ohiofamiliesengage.osu.edu/ohio-nnps-network/> English

[Home](#) [For Families](#) [For Schools](#) [What is Family Engagement?](#) [Professional Learning](#) [Our Networks](#) [About Us](#) [Q](#)

OHIO NNPS NETWORK

Ohio Statewide Family Engagement Center National Network of Partnership Schools Sites



[Cohort 1 Districts by Region](#)

1. Toledo Public Schools
2. Oberlin City Schools
3. Cleveland Hts. – University Hts. City Schools
4. Wickliffe City Schools
5. Sebring Local Schools
7. Mansfield City Schools
8. Brunswick City Schools
9. Alliance City Schools
10. Trotwood – Madison City Schools
11. Columbus City Schools
13. North College Hill City Schools
14. Greenfield Exempted Village Schools
15. Adena Local Schools
16. Alexander Local Schools

[Cohort 2 Districts by Region](#)

1. Discovery Academy, Summit Academy, & Toledo Public Schools
2. Wellington Exempted Village Schools
3. Shaker Heights City Schools
4. Fairport Harbor Exempted Village Schools
5. Leontonia Exempted Village Schools
6. Kenton City Schools
7. Ashland City Schools
8. Windham Schools
9. Sandy Valley Local Schools
10. Piqua City Schools
11. Licking Heights Local Schools
12. Union Local Schools & Franklin Local Schools
13. Clermont Northeastern Schools
14. Adams Co. Ohio Valley Schools
15. South Point Local Schools
16. Southern Local Schools

Ohio's National Network of Partnership Schools Model Network is made up of a group of state leaders, coaches, and districts implementing the NNPS Model.

Ohio's Statewide Family Engagement Center selected the NNPS model to implement in 96 Ohio schools between 2020-2023, with training and technical assistance provided during that time frame by Dr. Joyce Epstein at John's Hopkins. By 2020, all of Ohio's 16 regional State Support Teams will have NNPS trainers who can support district staff wanting to learn about and/or implement the NNPS model. The NNPS model can be sustained beyond the scope of this project within school buildings, and we hope to sustain a network of NNPS districts and trainers in Ohio for many years to come.

Districts and Coaches implementing NNPS can login below to view documents and submit forms.

[State & Regional Ohio NNPS Leaders Login](#)[Ohio Districts & Schools NNPS Leaders Login](#)

Why do we
provide NNPS
training in
Ohio?

**Title 1 family engagement for
districts and schools.**

**Ohio's Teacher, Principal, and
Counselor Standards**

**Positive Behavior Interventions
and Supports (PBIS)**

PreK-12

Why do we
provide NNPS
training in
Ohio?

Ohio One Needs Assessment and your school's One Plan

- **Community and Family Engagement (Items 1-13)**
 - **Collecting and analyzing data to evaluate family engagement**
 - **What are the opportunities to improve?**
 - **Which families don't have access currently?**
 - **What are transitions like for families of preschoolers? Students with disabilities?**
 - **How can improve our communication with families?**
 - **What technology barriers do our families face?**



Joyce L. Epstein, Ph.D.

Director,
National Network of Partnership Schools
Professor of Education and Sociology
at Johns Hopkins University.





WORKSHOP FOR DISTRICT LEADERS FOR SCHOOL, FAMILY, AND COMMUNITY PARTNERSHIPS

April 19 and April 21, 2021

**Ohio State Family Engagement Center (OhSFEC)
Live-Online ZOOM Workshop**

Facilitators

**Dr. Joyce L. Epstein, Director, NNPS
Dr. Barbara J. Boone, Director, OhSFEC**

District Leaders Workshop

TODAY, we will focus on YOUR LEADERSHIP on School, Family, and Community Partnerships.

At the end of this training, you will be able to:

- **Describe the roles and responsibilities of leaders for partnerships at the district level.**
- **Select strategies for effective leadership and facilitation on partnerships for YOUR location.**
- **Draft YOUR Leadership Plan for Partnerships for the 21-22 school year.**
Provide your plan to your SST Coach.
- **Identify NNPS resources to help you with your work.**

NEXT WEEK, we will prepare your schools' to strengthen their programs with the NNPS One-Day Team Training Workshop.

YOU are your district's expert on partnerships. By attending next week with your project schools, you will know how to guide them (and other schools) to use research-based structures and processes to ensure effective and equitable programs of family and community engagement.

The research base—

**Why is it important to have LEADERS
for Partnership Program Development?**

Research shows that:

**When district leaders provide training
and facilitation to schools' Action Teams
for Partnerships, their schools:**

- **Have higher quality partnership programs.**
- **Address more challenges to involve all families, including those who are typically “hard to reach.”**

Part 1.

Roles and Responsibilities

Leaders for Partnerships



Richland School District One, 2019
Richland, SC



What's in a name?

A DISTRICT FACILITATOR FOR PARTNERSHIPS and KEY CONTACT to NNPS

**is a specialist who will lead the agenda for partnership
program development in their location,
and**

**directly facilitate schools to help them strengthen their
school-based programs and practices of family and
community engagement.**

**NOTE: Regional SST Coaches will
facilitate DISTRICT leaders' work and progress.**

District Leaders for Partnerships Have **TWO** Major Responsibilities

1. Conduct Leadership-Level Activities on Family and Community Engagement
 2. **FACILITATE** schools' Action Teams for Partnerships (ATPs)
- PARTNERSHIP
PROGRAM
GOALS**




Pasco School District, 2019
Pasco, Washington

**How does “NESTED” Leadership
Promote Successful Partnership Programs?
WHOSE RESPONSIBILITY IS IT?**

**REGIONAL SST Coaches
for Family and Community Engagement**



District Leaders for Partnerships



School-based programs of partnership



**Improve and increase
goal-linked engagement of all parents
and selected community partners**



More successful students.

District Leadership-Level Activities

Your expertise at the district level.

- ☐ Review and discuss the district's official **policy** on family involvement
- ☐ Conduct **staff development** on partnerships
- ☐ Conduct **workshops for parents**
- ☐ Make other **presentations** on partnerships
- ☐ Update partnership information on your **website**
- ☐ Coordinate an **Advisory Council** on family and community engagement
- ☐ **Collect and share best practices** for schools
- ☐ Conduct **OTHER** leadership activities on partnerships
(Share YOUR examples)

District Leader's Activities to Facilitate School ATPs


- ❑ Conduct the NNPS **One-Day Workshop** for Action Teams for Partnerships (ATPs).
- ❑ Make **monthly or weekly contact** with school ATPs. Check in with ATP Chairs/Co-Chairs about planned activities.
- ❑ Hold **quarterly cluster meetings** for ATP Chairs.
- ❑ Schedule an annual **meeting with each principal**.
- ❑ Convene **end-of-year celebrations** for ATPs to share best practices, discuss challenges, and write next plans.
- ❑ Guide ATPs to **evaluate** programs and progress.
- ❑ **Facilitate schools** in **OTHER ways** to help them improve their partnership programs. **(YOUR examples)**


Zoom Room

Activity 1 A and 1 B

With Your ZOOM partners:

- 1. Check list: Quickly check the boxes in Activity 1 A and 1 B to show:**

Which activity do you do NOW? Mark with a 

Which activity would you like to do? Mark with a 

What other activities do you conduct NOW as a district leader for partnerships?

- 2. If you have time before returning to the main room, discuss activities on 1A and 1B that you want to improve as the OhSFEC project proceeds.**




NNPS Expectations for Leaders for Partnerships

- **One FTE Facilitator** can guide up to **30** school-based Action Teams for Partnerships (ATPs).
Part-time Facilitators work with a proportional number of school ATPs.
- Write and implement an annual **Leadership Plan for Partnerships**.
- Have a **budget** for staff (salaries and benefits) and program activities.
- **EVALUATE** the quality and progress of partnership programs each year. NNPS helps you conduct annual evaluations—a unique member-benefit.

Administrative Support

Leaders for Partnership do more and better with support from:

- Superintendent
- Other Administrators
- School Board
- Official Policy
- Building Principals
- Others?



Collegial Support

Leaders for Partnership do more and better
with INTERDEPARTMENTAL support from:



- Title I – Federal Programs
- Curriculum & Instruction
- ESOL/Bilingual
- Special Education
- Social Work/School Psychology
- Student Services
- Research/Evaluation
- Business Roundtable
- Other Departments
or Programs?

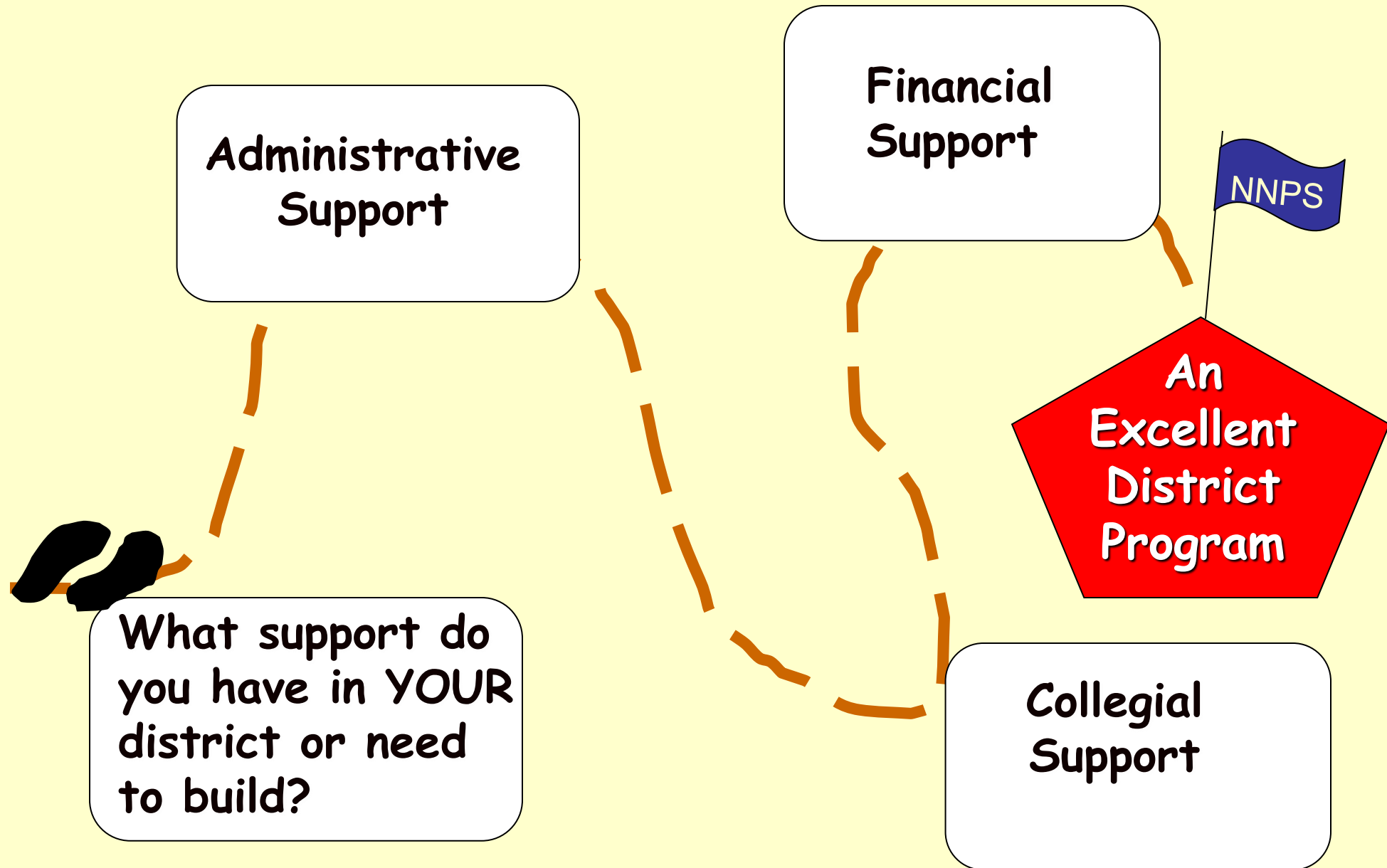
MAJOR SOURCES OF FUNDS for Partnership Programs

- Title I and other “Titles” [II, III, IV, V, IX]
- Curriculum and Instruction
- Bilingual Education
- Special Education
- General Funds
- State Programs and Grants
- Superintendents’ and Principals’ Discretionary Funds
- Foundation Grants
- More Ideas—see *NNPS Handbook*, Chapter 7



In ESSA: Title I-Basic Programs; Title II-PD-Training Teachers/Principals; Title III-ELL
Title IV-21st Century Schools; Title V-Innovation/Local Flexibility; Title IX-Homeless +

Path to An Excellent District Partnership Program





10 Minute Break

PART 2.

LEADERSHIP and FACILITATION STRATEGIES

for School, Family, and Community Partnerships



**National Parent Council Primary
Partnership Schools Ireland, 2020**
Dublin, Ireland

Leadership & Facilitation Strategies

- **Create awareness**

Actively promote your partnership program with key stakeholders. Share your own, NNPS, and OhSFEC websites to show that you are using research-based approaches.

- **Align program & policy**

Show how official policies, priorities, “pillars” and Strategic Plans are supported by your leadership and programs of partnerships.

Help schools link partnership practices to school goals for student achievement and behavior, and to the school climate for good partnerships.

- **Guide learning & program development**

Conduct the NNPS One-Day Team Training Workshops for schools’ ATPs. Conduct “refreshers,” and other professional development activities on partnerships.

Leadership & Facilitation Strategies

continued

- **Share knowledge**

Communicate on a regular schedule with SCHOOL ATP chairpersons and team members to increase knowledge about effective partnership programs.

Collect best practices and network with others—locally, nationally, and internationally.

- **Celebrate milestones**

Recognize progress and excellence.

- **Document progress & evaluate outcomes**

Evaluate teamwork, program quality, and progress.

Keep records of plans, activities, and evaluations.

Work with NNPS to conduct annual evaluations.

LEADERSHIP AND FACILITATION STRATEGIES


Create Awareness

Actively promote your partnership program to key stakeholders.

NEWS You Can Use – E-forms

Bridgeport School District
Bridgeport, Connecticut

Promising Partnership Practices, 2016



See more examples of district leadership and facilitation in NNPS's books of *Promising Partnership Practices*, www.partnershipschools.org, in *Success Stories*.

Align Program and Policy

We Are a STEM Family

**Pasco School District
Pasco, Washington**



Science



Technology



Engineering



Mathematics

Promising Partnership Practices, 2016

Guide Learning and Program Development

Conduct One-Day Team Training Workshops for schools' ATPs and on-going professional development with school teams.

ESSENTIAL One-Day Team-Training Workshop
for School-based Partnership Teams

Conducted by District Leaders

Your Handbook for Action 4th edition, 2019



Share Knowledge

*Communicate with school teams on a regular schedule.
Conduct well-planned meetings to discuss successful
activities, challenges to solve, and new knowledge.
Network with others locally and nationally.*

Cluster Busters: Keep Teams Engaged

Saginaw Public School District, MI

Promising Partnership Practices. 2017



LEADERSHIP AND FACILITATION STRATEGY

Milestones

Recognize progress and excellence.

Celebrate



YOUR BOOK of ***Promising Partnership Practices***

Many districts and organizations in NNPS create a collection.

Glow and Grow: An End-of-Year Celebration **Middletown Public Schools, CT**

Promising Partnership Practices, 2009



LEADERSHIP AND FACILITATION STRATEGY

Document Progress and Evaluate Outcomes

Evaluate teamwork, family and community involvement activities, quality of district and school programs. Assess progress on YOUR office's leadership for partnerships.



Evaluate:

Guide schools to use: *Annual Evaluation of Activities*
(chapter 9 in *Handbook*)


NNPS will conduct: Annual *UPDATE* surveys
to renew membership

An Excellent Program of Partnership

will work at the leadership level
and with all school ATPs to . . .



Explore Leadership Plans



ZOOM ROOM Activity 2

Explore Leadership and Facilitation Strategies

1. Select a RECORDER to write your group's ideas
2. Consider YOUR district and schools in the OhSFEC project.

On the *Lead and Succeed Inventory (Activity 2)*, see the **MOST ESSENTIAL LIST** of activities for the 21-22 school year. **You cannot do them all.** Which activities will help you strengthen leadership and guide YOUR schools to implement effective and equitable partnership programs.

3. **With your ZOOM partners, agree on activities you want to conduct in the 21-22 school year.**
 - * Look over the list of leadership and facilitation strategies.
 - * Check ✓ at least **ONE activity for each strategy.**
 - * Select **NO MORE THAN 14 activities TOTAL.**

You will have **25 minutes** to come to a consensus on a proposed plan.


“Pluck”



ONE Important Activity to Explain

Which activity did you and your ZOOM partners think is most important to conduct in the 21-22 school year and why?

- 1: Create awareness**
- 2: Align program and policy**
- 3: Guide learning and
program development**
- 4: Share knowledge**
- 5: Celebrate milestones**
- 6: Document progress &
evaluate outcomes**





DRAFT YOUR 2021-22 LEADERSHIP PLAN FOR PARTNERSHIPS


Activity 3 for this Workshop

Page 1: Leadership Activities

**Page 2: Facilitate Your Schools'
Action Teams for Partnerships**

- * Check activities 1A and 1B.
- * Check your ZOOM Room Activity 2 for your selection of essential activities.
- * See the full ***Lead and Succeed Inventory***
- * See the resource: ***What DO Facilitators DO?***

LEADERSHIP PLAN FOR SCHOOL, FAMILY, AND COMMUNITY PARTNERSHIPS

LOCATION: 		LEADER for PARTNERSHIPS/NNPS "KEY CONTACT"		SCHOOL YEAR:	
GOAL for Partnership Activities: <u>CONDUCT LEADERSHIP ACTIVITIES</u> on school, family, and community partnerships (YOUR position/YOUR office)					BUDGET FOR THIS GOAL
LEADERSHIP & FACILITATION STRATEGIES: CHECK THE OBJECTIVES THAT ARE ADDRESSED BY THE PLANNED ACTIVITIES <input type="checkbox"/> Create Awareness <input type="checkbox"/> Align Program and Policy <input type="checkbox"/> Guide Learning and Program Development <input type="checkbox"/> Share Knowledge <input type="checkbox"/> Celebrate Milestones <input type="checkbox"/> Document Progress and Evaluate Outcomes					
ACTIVITIES and STRATEGIES	EXPECTED RESULTS	TIME LINE/ DATES	PERSON(S) RESPON- SIBLE	COSTS SOURCES OF FUNDS, AND RESOURCES	EVALUATION TOOLS
	ALSO SEE PAGE 2 – DISTRICT ACTIVITIES to FACILITATE SCHOOLS or STATE ACTIVITIES to FACILITATE DISTRICTS 				

LEADERSHIP PLAN FOR SCHOOL, FAMILY, AND COMMUNITY PARTNERSHIPS

LOCATION: 		LEADER for PARTNERSHIPS/NNPS "KEY CONTACT"		SCHOOL YEAR:	
GOAL for Partnership Activities: <u>FACILITATE SCHOOLS' ATPs</u> on school, family, and community partnerships (DISTRICT Leaders guide school ATPs)					BUDGET FOR THIS GOAL
LEADERSHIP & FACILITATION STRATEGIES: CHECK THE OBJECTIVES THAT ARE ADDRESSED BY THE PLANNED ACTIVITIES ? Create Awareness ? Align Program and Policy ? Guide Learning and Program Development ? Share Knowledge ? Celebrate Milestones ? Document Progress and Evaluate Outcomes					
ACTIVITIES and STRATEGIES	EXPECTED RESULTS	TIME LINE/ DATES	PERSON(S) RESPON- SIBLE	COSTS SOURCES OF FUNDS, AND RESOURCES	EVALUATION TOOLS
The planned activities help fulfill: ? DISTRICT Policies ? ESSA Section 1116 ? NNPS Expectations for Award Winners ? ORGANIZATION Policies ? Other Title I Requirements ? Other (list) _____ ? STATE Policies					
National Network of Partnership Schools, Johns Hopkins University, 2019					


Use the CONTINUATION PAGES to list more activities!

YOUR HOMEWORK (REQUIRED)

**Complete YOUR Leadership Plan for
Partnerships for 2021-22.**

**E-Mail a copy of YOUR
Leadership Plan for Partnerships for 21-22
And
Action Team - One Year Plans
to your SST Coach
By May 14, 2021**

See IMPORTANT REMINDERS from OhSFEC, coming up.



Whole Group Activity 4 Think Quick!

COMMON CHALLENGES FACED BY FACILITATORS

WHAT WOULD **YOU** DO??

Here are 8 common challenges that district facilitators have faced.

Think Quick!

How might you solve this challenge?

(Use the CHAT box to volunteer to share an idea.)

FOLLOW UP

How can NNPS help **YOU Lead and Succeed?**

- **Share the NNPS website as a useful resource:
www.partnershipschools.org**
- **Participate in quarterly calls from an NNPS Facilitator.**
- **Read NNPS monthly *E-Briefs* and occasional *E-Alerts*.
Check that NNPS e-mail is approved by IT for delivery.**
- **Call or e-mail an NNPS facilitator, coordinator, or
researcher at any time.
(On-call Technical Assistance is a member benefit.)**

What Does NNPS Ask of District Leaders and Their Schools?

- **Use the NNPS approaches.**
Implement research-based structures and processes.

Tailor practices to fit YOUR local needs and goals.
- **Participate actively.** Write annual plans for partnerships, **implement** activities, **evaluate** activities, return UPDATE, **submit** *Promising Partnership Practices*, and **aim** for NNPS Partnership Awards.
- **EVALUATE progress** on the NNPS annual, end-of-year UPDATE survey. Renew membership (\$250) each year to continue benefits and services.

Let's Check the Goals of This Leadership Institute: YES or NO?

Are you able to. . .

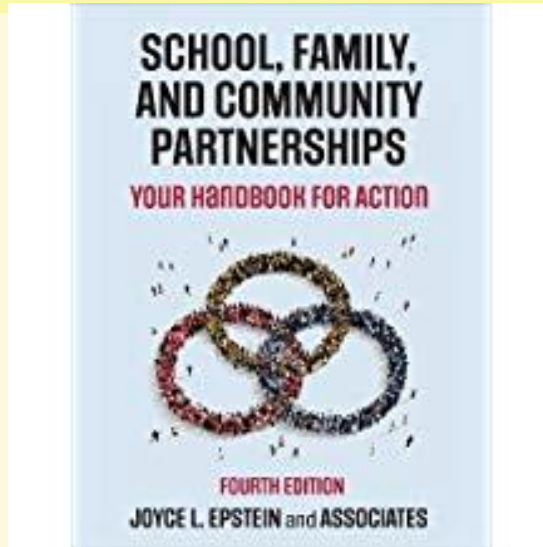
- ✓ **Explain the NNPS model?**
- ✓ **Describe the roles and responsibilities of a District Facilitator for Partnerships?**
- ✓ **Select strategies for effective leadership and facilitation on partnerships for your location?**
- ✓ **(Next Step) Draft YOUR Leadership Plan for 21-22?**
- ✓ **Identify NNPS resources to help you with your work?**

NEXT WEEK, you will learn to conduct the NNPS One-Day Team Training Workshop. You will be able to conduct the NNPS workshop if your project schools need a “refresher,” or with additional schools in YOUR district’s network linked to NNPS.

NNPS PUBLICATIONS

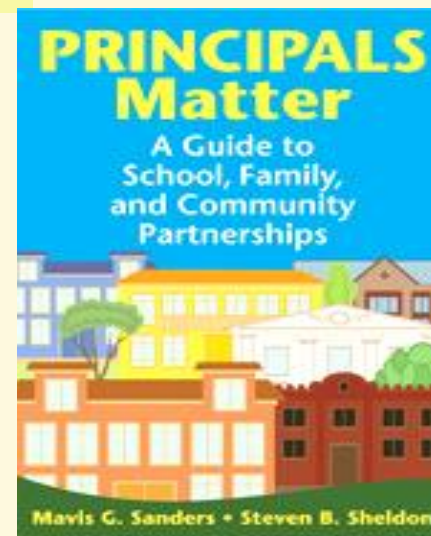
From Corwin Press

4th Edition and CD 2019




From Corwin Press

2009



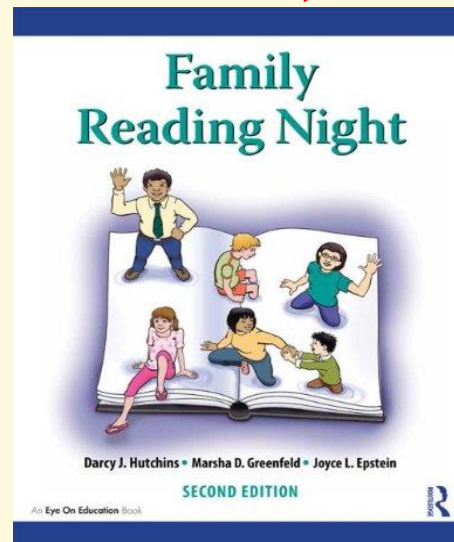
From Taylor and Francis

2012



From Taylor and Francis

2nd Edition, 2015



TEXT, SECOND EDITION

Westview Press-2011



MORE NNPS PUBLICATIONS

FROM NNPS
2020

PROMISING PARTNERSHIP PRACTICES




An annual collection from the members of the
National Network of Partnership Schools
Johns Hopkins University

2020

Edited by
Brenda G. Thomas, Briana S. Bostic, and Joyce L. Epstein

FROM NNPS
(18 Booklets)



SAMPLERS

Summary of Research &
Sample Engagement
Activities

READING, MATH
SCIENCE, WRITING
ARTS, HEALTH,
ATTENDANCE, BEHAVIOR,
HOMEWORK,
TRANSITIONS, FATHERS
COLLEGE and CAREERS,
PRESCHOOLS,
MIDDLE SCHOOLS,
HIGH SCHOOLS
GRANDPARENTS,
SUMMER LEARNING,
TESTS & ASSESSMENTS

FROM NNPS



Elem Literacy K-3
Math K-5
Middle Grades
Language Arts 6-8
Science 6-8
Math 6-8

See TIPS RESOURCES
on the
NNPS website



NNPS Member-Only Code: mem20NNPS

MIDDLE GROUND

Family engagement for success in the middle grade



#GrandUnderstandings



Please save the date for the

SECOND ANNUAL



Ohio Family Engagement

— LEADERSHIP SUMMIT —

SEPTEMBER 17, 2021

Hosted by the Ohio Statewide Family Engagement Center at



THE OHIO STATE UNIVERSITY

CENTER ON EDUCATION AND
TRAINING FOR EMPLOYMENT

District Leaders: Important Reminders



- ✓ Submit your District Plan and school One-Year Plans to your SST by May 14
- ✓ Make sure your schools are recruiting a team including:
 - ✓ parents/caregivers (3),
 - ✓ teachers (2),
 - ✓ principal,
 - ✓ community representatives (optional) and
 - ✓ students (high school only)
- ✓ Attend the training and support your school teams.
- ✓ Reach out to your State Support Team (SST) coach and OSU with questions.
- ✓ Look for your ⁵⁷certificate of attendance in your e-mail.

Monthly Colleague Connects

May 27, 2021

September 30, 2021

October 28, 2021

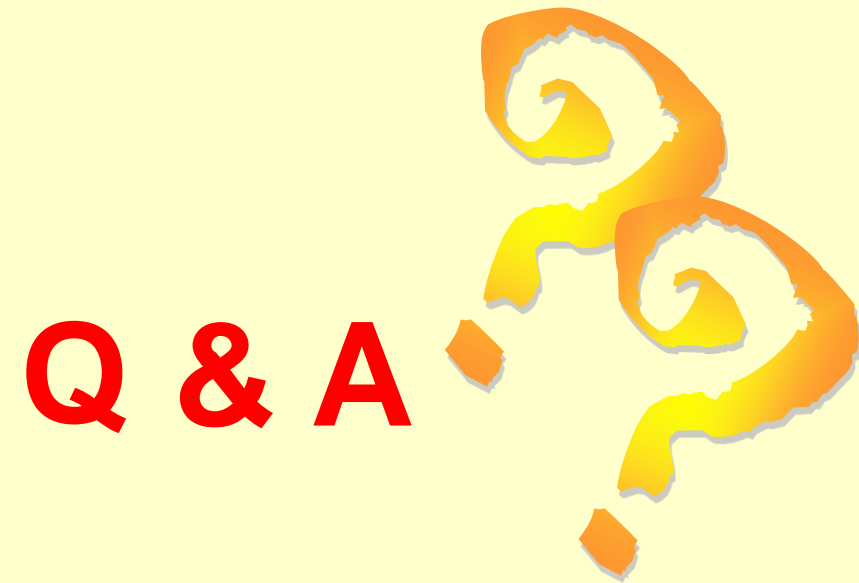
December 2, 2021

10:00 – 11:00 AM

Data Collection Activities in 2021-2022

- September, 2021
 - Survey for District Leaders
 - Survey for Action Teams
- Spring of 2022
 - Surveys of families and teachers
 - District Leaders
 - Action Teams







Connect with NNPS!
www.partnershipschools.org



<https://www.facebook.com/partnershipschools>

E-mail: nnps@jhu.edu

https://twitter.com/NNPS_JHU



Connect with Us!
Ohiofamiliesengage.osu.edu
Twitter: @OhioEngage
Email: OhioSFEC@osu.edu